



# **OBD.CANID**

TECHNICAL SPECIFICATION



The obd.CANID device is the more extensive variant within the OBD range. The product enables easy access to OBD-II Sensorvalues through the use of the standardised ISO 15765/4 diagnostic protocol. Furthermore, the device has been future proofed by certifying it for EURO-6 vehicles that utilise the extended WWH-OBD (ISO 27145) diagnostic protocol. Installation is finished within a few minutes. The OBD.CANID works at a sampling rate of around 20Hz, however vehicle dependent this can reach values of over 200Hz. This means the delivered result is created with a sufficient sampling rate for the most common measurement requirements. Configuration of the device is done via the internal software. This software package is extended and updated continuously and is free of charge to all customers. Using this software, a DBC can be created according to the chosen configuration which enables the possibility of easy integration within chains of CAN-measurement. Using the two BNC connectors, it is possible to select 2 individual sensor values as TTL-pulse sequences (0/5V) or proportional analog voltage (0-5V). The high quality display informs the user online about up to four different measurement parameters. Several different display modes are selectable.


**Applications:**

- Driving performance measurement
- Brake tests & Homologation
- Driving dynamics & Handling
- Consumption & exhaust gas measurement
- Driver Assistance Systems development

**Technical Specification:**

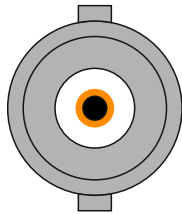
- High-end anodized aluminium casing
- Automatic OBD-Protocol and BUS identification
- OBD-Sumquery with max. 500Hz (Vehicle dependent)
- Device configuration software included
- Configurable online display- Automatic creation of the dbc-file
- Two configurable analog outputs (TTL/Analog)
- Selectable sampling cycle 1-256 for selected OBD-Sensor values
- CAN-output via 9-pole Sub-D with Vector-assignment
- Power supply +7 to + 36 Volt DC
- Operating temperature range -20°C to +70°C

**OBD-II / Power # D-Sub 9 Pin # Female**



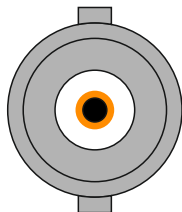
- |   |   |       |
|---|---|-------|
| 1 | ● | CAN-L |
| 2 | ● | -     |
| 3 | ● | CAN-H |
| 4 | ● | GND   |
| 5 | ● | GND   |
| 6 | ● | VCC   |
| 7 | ● | -     |
| 8 | ● | -     |
| 9 | ● | -     |

**BNC 1 # BNC-Jack**



- |   |   |               |
|---|---|---------------|
| 1 | ● | Signal Output |
| 2 | ● | TTL-GND       |

**BNC 2 # BNC-Jack**



- |   |   |               |
|---|---|---------------|
| 1 | ● | Signal Output |
| 2 | ● | TTL-GND       |

**Büch.IT**

Steinenbrück 18  
57642 Alpenrod  
Germany

<https://www.buech-it.de>  
[info@buech-it.de](mailto:info@buech-it.de)

+49-2662-500477-0